

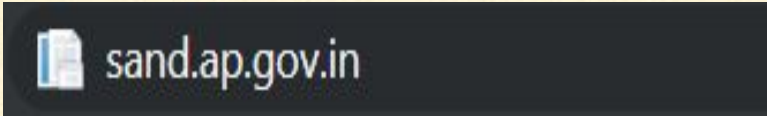
**SAND SALE MANAGEMENT
&
MONITORING SYSTEM (SSMMS)**

**(Online sand booking process of General
Consumer)**

WEB APPLICATION - USER MANUAL

- ❑ **Launch the browser and enter below URL. Sand Sale Management & Monitoring System Dashboard Page will be displayed.**

www.sand.ap.gov.in



 sand.ap.gov.in

- ❑ Step 1: Proceed to order Sand:
- ❑ After successful registration, To order sand click on “PROCEED TO ORDER SAND” button.



శ్రీ మైసినజగన్ మోహన్ రెడ్డి గారు
గౌ.ముఖ్యమంత్రివర్గము
ఆంధ్రప్రదేశ్ ప్రభుత్వం



SAND SALE MANAGEMENT & MONITORING SYSTEM(SSMMS)

Government of Andhra Pradesh

శ్రీ నెల్లూరి రెడ్డి రామచంద్ర రెడ్డి గారు
గౌ.గనుల శాఖ మంత్రివర్గము
ఆంధ్రప్రదేశ్ ప్రభుత్వం



Home Registration Bookings Reports Help Contacts

General Consumer Registration



User ID *:

9573999994

(UserID will be your registered Mobile No)

PROCEED TO ORDER SAND




Step 2: Sand order :



Select Type of work, Type of construction, Size of construction, Present required sand quantity.

Note: Based on selection of Size of construction, Maximum permitted sand quantity will be displayed.



AP SAND

SAND SALE MANAGEMENT & MONITORING SYSTEM(SSMMS)
Government of Andhra Pradesh

0 hari

MAIN

Home

Work List

> Check Payment Status

> My Bookings

> Sand Order

Sand Order(ఇసుక ఆర్డర్)

Type Of Work*: (పని రకము)	NEW CONSTRUCTION
Type Of Construction*: (నిర్మాణ రకం)	SINGLE FLOOR BUILDING
Size Of Construction(sft)*: (నిర్మాణం పరిమాణం (చదరపు అడుగు))	901-1000
Maximum Permitted Sand Quantity*: (గరిష్ట అనుమతి ఇసుక పరిమాణం)	50- Ton

Guidelines (మార్గదర్శకాలు)

Type Of Work: (పని రకము)	- Customer should select whether they are making a constructing a "new building" or taking up "Repair work" for an existing building
Type Of Construction : (నిర్మాణ రకం)	- Customer should mention the number of floors to be constructed i.e., 1, 2 or 3 floors.
Size Of Construction : (నిర్మాణం పరిమాణం (చదరపు అడుగు))	- Customer should mention the total plinth area in sq. feet for the proposed construction.
Maximum Permitted Sand Quantity : (గరిష్ట అనుమతి ఇసుక పరిమాణం)	- This is the quantity of sand the consumer is eligible to purchase, based on the size of construction and will be automatically computed by the system.
Present Required Sand Quantity : (ప్రస్తుతం అవసరమైన ఇసుక పరిమాణం (టన్ను))	- Customer should mention the quantity which the customer wants to currently purchase and make payment.



Step 3: Sand delivery address:



Enter Name, District, Rural/Urban, Mandal/Municipality, GP/Ward, Address, Pincode.

Note: If delivery address same as Registered address then select check box as “Delivery address same as Registered address” .



SAND

MAIN

Home

Work List

My Bookings

Sand Order



Sand Delivery Address

Delivery Address Same as Registered Address

Full Name: *

Full Name

GP/Ward Id: *

- Select GP/Ward Id -

District: *

Select District

Land Mark: *

LandMark

Rural/Urban: *

- Select Rural Urban -

Address: *

Address

Municipal/Mandal: *

- Select Mandal/Municipality -

PinCode: *

Pincode



Step 4: Payment for Sand:



Select Stock yard District, Stock yard then Stock yard name, Available quantity, Sand price, Sand price details will be autopopulated like as shown in below image.



To order sand click on “Order Now” button.



AP SAND

MAIN

Home

Work List

Check Payment Status

My Bookings

Sand Order

Choose Stock Yard District*:

(స్టాక్ యార్డ్ జిల్లాను ఎంచుకోండి)

Krishna

Choose Stock Yard*:

(స్టాక్ యార్డ్ ఎంచుకోండి)

Select Stock Yard

Present Required Sand Quantity(MT) *:

(ప్రస్తుతం అవసరమైన ఇసుక పరిమాణం (మెట్రిక్ టన్ను))

- Select Present Required Sand Quantity -

Refresh

Show 10 entries

Search:

Sand(MT)(ఇసుక మెట్రిక్ టన్ను లో)				
Stock Yard (స్టాక్ యార్డ్) ↑↓	Avilable Quantity (అభ్యవయ్యే పరిమాణం) ↑↓	Already Sold (ఇసుక ఇప్పటికే అమ్ముడైంది) ↑↓	In Selling (అమ్మకం లో ఉన్న ఇసుక) ↑↓	Price Per MT (ఇసుక ధర) ↑↓

No data available in table

Showing 0 to 0 of 0 entries

Previous

Next

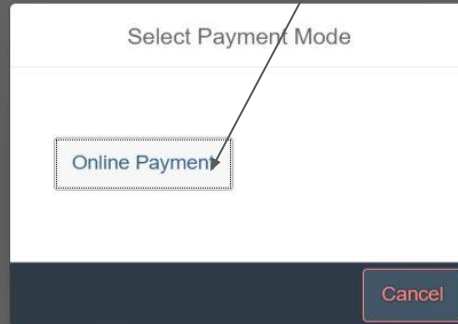
*:Price Per MT May Change For Sand Depots(ఇసుక డిపోల దగ్గర మెట్రిక్ టన్ను ధర మారవచ్చు)

Net Payable Amount(మొత్తం పే చేయాల్సిన అంకం):

- ❑ **Step 5: Order confirmation:**
- ❑ **Order Id, Order date, Grand total will be displayed, To continue payment click on “Continue payment” button.**



- ❑ **Step 6: Payment mode:**
- ❑ **Select payment method click on “Online payment” button.**





Step 7: Payment gateway:



Two payment methods will be displayed like “SBI” and “PAYU” click on any payment method

Select Payment Gateway

SBI Charges	PAYU Charges
<ul style="list-style-type: none">⇒ Net Banking :<ul style="list-style-type: none">• SBI Bank Charges: 11.8• Other Banks - Bank Charges: 17.7⇒ Card Payments :<ul style="list-style-type: none">• State Bank Debit Cards - Bank Charges: Nil• Other Bank Debit Cards - Bank Charges: Nil• Credit Cards - Bank Charges: 12.99	<ul style="list-style-type: none">⇒ Credit Card(Visa/MasterCard) : 1% per transaction⇒ Debit Card(Visa/MasterCard/RuPay/Maestro) : 0% below INR 2000 and 0.9% above INR 2000⇒ Net Banking: INR 11 per transaction. ⇒ UPI: INR 12 - per transaction⇒ Taxes as applicable

- ❑ Step 8: Payment options:
- ❑ Enter all fields and click on “Pay now” button.

9132456789 | mail.e@email.com [Show Details](#)

Payment Options : Cards (Credit/Debit)

Cards Banks

THANK YOU